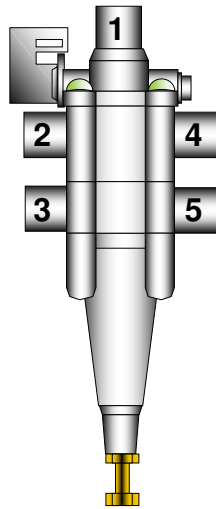
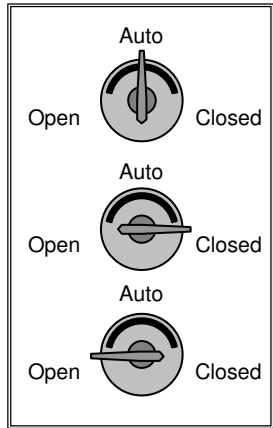
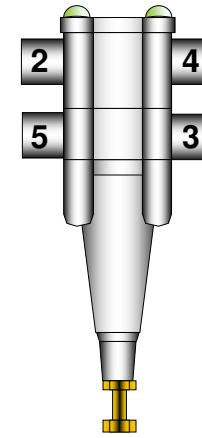


XR100 – (3 Way)
Pressure Reducing Pilot Valve



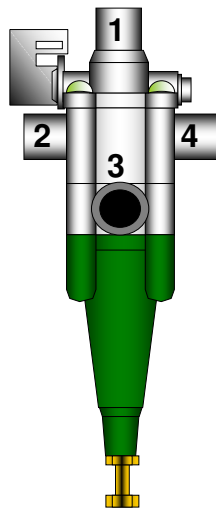
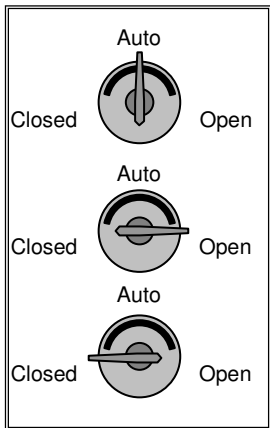
- 1 – Remote Control
- 2 – Vent
- 3 – Pressure
- 4 – Command
- 5 - Sensing

XR101 – (3 Way)
Pressure Reducing



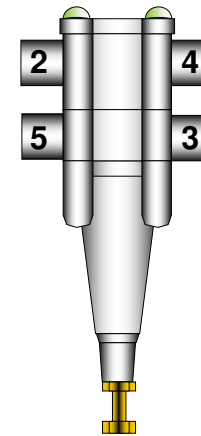
- 2 – Vent
- 3 – Pressure
- 4 – Command
- 5 - Sensing

SG200- (2 Way)
Pressure Reducing Pilot Valve



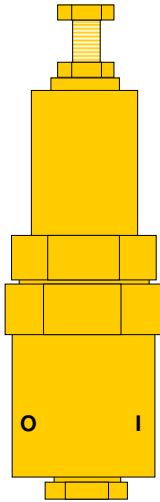
- 1 – Remote Control
- 2 – Pressure
- 3 – Sensing
- 4 – Command

XR101 – (3 Way)
Sustaining & Relief Pilot Valve



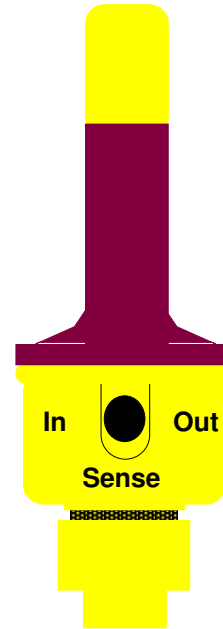
- 2 – Pressure
- 3 – Vent
- 4 – Command
- 5 - Sensing

2WPR – (2 Way)
Pressure Reducing Pilot Valve



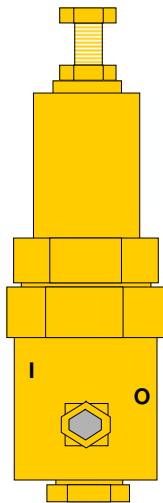
I (In) – Command
O (Out) – Downstream

3WUI – (3 Way)
Pressure Reducing Pilot Valve



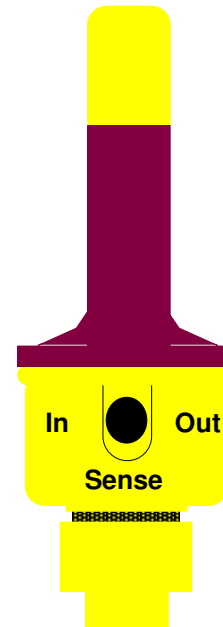
O (Out) – Command
I (In) – Vent
Side Port – Sense (Downstream)
Bottom Port – Pressure (Upstream)

68-500– (2 Way)
Quick Relief Pilot Valve



I (In) – Upstream
O (Out) – Downstream
Bottom - Command

3WUI – (3 Way)
Pressure Sustaining or
Relief Pilot Valve



O (Out) – Command
I (In) – Pressure
Side Port – Sense (Upstream)
Bottom Port – Vent (Upstream)